



# William J. Perry Center *for* Hemispheric Defense Studies

## **Latin American Issues** ***Capstone Executive Spouse Development 2024***

**William Godnick, Ph.D.**



**7 August 2024**



“U.S. Embassy asks for explanation from Government of Peru regarding suspension of coca eradication programs”

“Peru and China sign security and defense cooperation agreement”

TICA | El Gobierno peruano quiere revis  
gas


## EU pide explicación a suspender la erradica cultivo de coca



anta Humala, en una reunión en el Palacio de Gobierno de L

LÍDER DE NOTICIAS DE DEFENSA Y SEGURIDAD  
9 de agosto de 2023 - Actualizado 15:08

## í suscribe con China rdos de cooperación ca en materia de nsa y Seguridad



jadora de EEUU en Lima dijo que esp  
ión completa'

erno peruano decidió permitir cultivo  
a temporalmente

menta que desea analizar y negociar  
ca antidrogas

MÁS NOTICIAS DE AMÉRICA EN EL

Viernes, 4 de  
de 2011, 00:00



(ensa.com) P. Watson, Lima - Perú y China  
scrito acuerdos de cooperación técnica  
mas de Defensa y Seguridad, fortaleciendo  
de amistad y cooperación entre ambas  
iones.

# Content

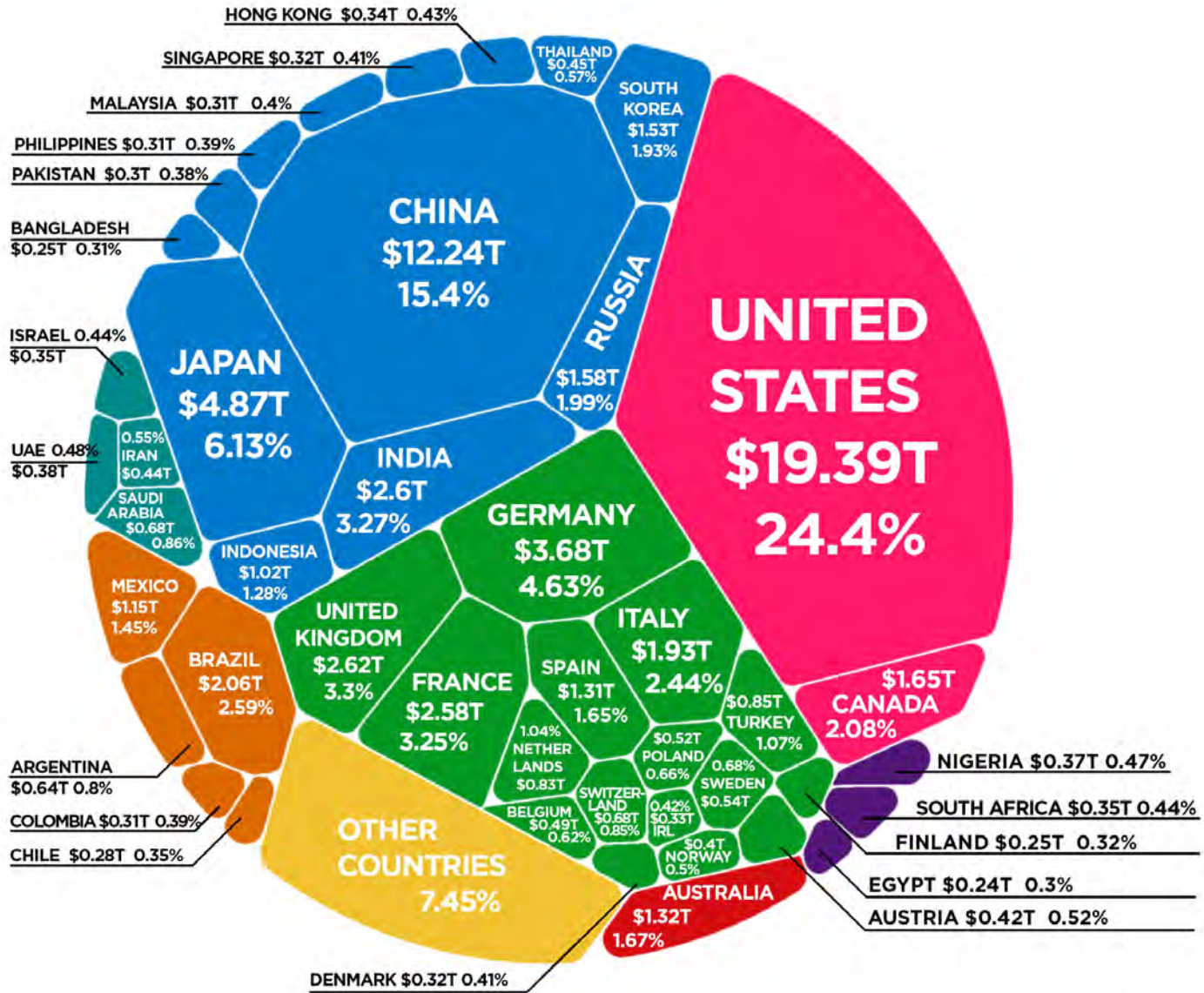
- **Economics**
- **Politics**
- **Security/Migration**
- **Interaction and overlap with US**







# Economics



# SOUTH AMERICA: THE LARGEST EXPORT PARTNERS IN 2000 AND 2020

dodi  
maps

A DÉL-AMERIKAI ORSZÁGOK LEGJELENTŐSEBB EXPORT PARTNEREI 2000 / 2020

2000



2020



# What Does Each Latin American Country Export the Most to the USA?





The background is a complex, abstract painting. It features a grid-like structure with various colored blocks and shapes. The colors include red, blue, yellow, white, and black. There are some circular and rectangular forms, some of which appear to be stylized faces or objects. The overall style is reminiscent of a collage or a cubist painting.

# Politics

# Last election.....

## Successful transition from one political party to another



## Governing party remains in power

1. Jamaica
  2. Mexico
  3. Paraguay
  4. Trinidad and Tobago
- Bolivia\*
  - Cuba\*\*
  - El Salvador\*
  - Nicaragua\*\*
  - Venezuela\*\*

## Democracy in Latin America and the Caribbean weakens again in 2022

Democracy Index 2022, by regime type



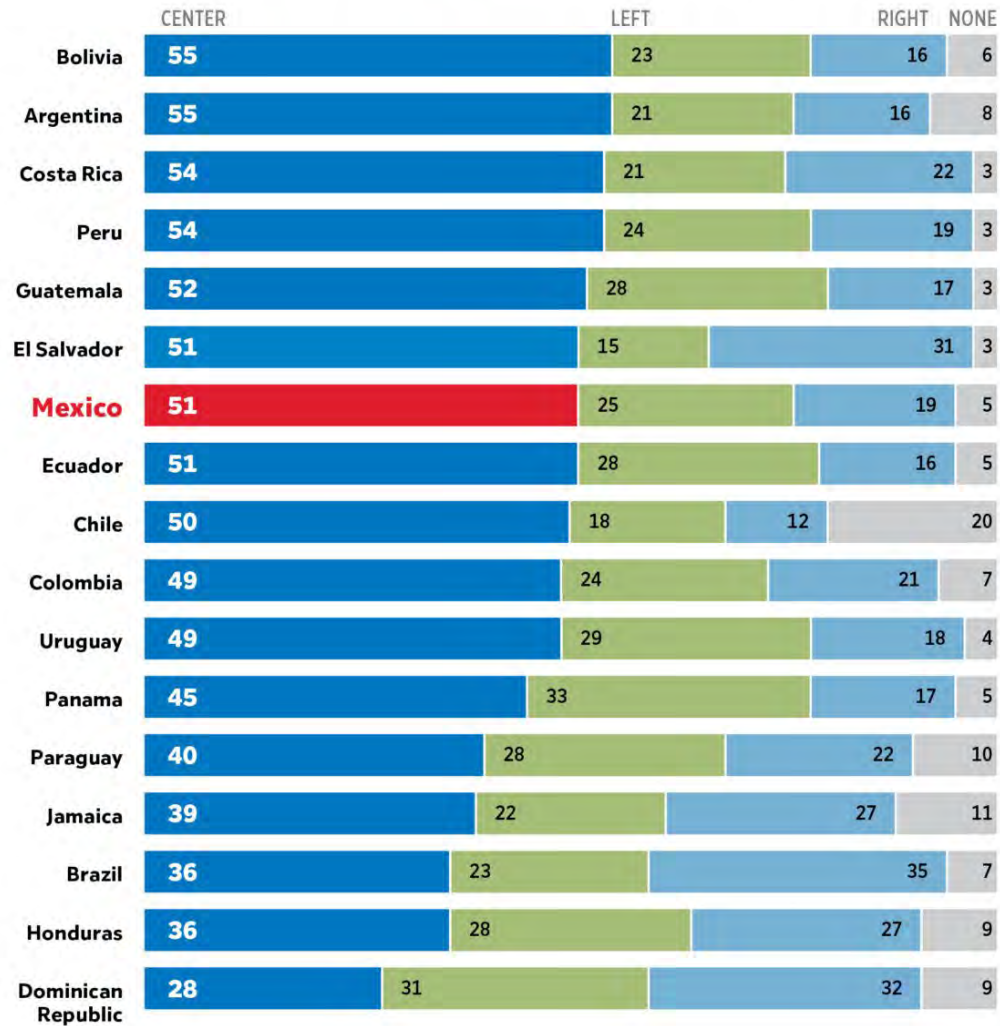
Changes to Democracy Index scores 2019-22



Source: EIU.

## Politically, most Mexicans self-identify as centrist

AMERICASBAROMETER RESPONDENTS' POLITICAL LEANINGS (%)



SOURCE: LAPOP LAB, AMERICASBAROMETER 2023



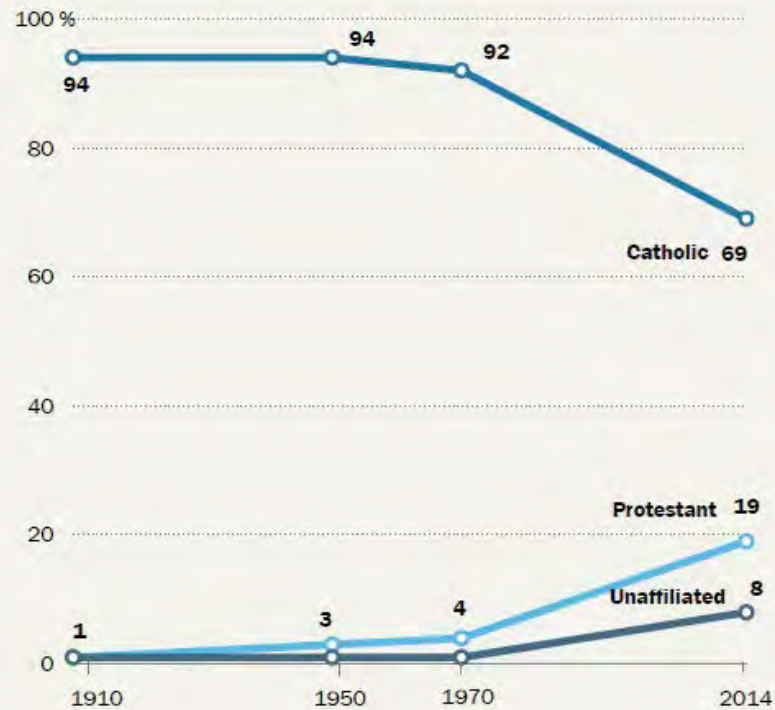
# World Justice Project – Rule of Law Index 2022

## Latin America and Caribbean

Country/Jurisdiction	Regional Rank	Overall Score*	Change in Overall Score*	% Change in Overall Score*	Global Rank	Change in Global Rank†						
Uruguay	1/32	0.71	0.00	0.0%	25	0						
Costa Rica	2/32	0.68	0.00	0.7%	29	2 ▲						
Chile	3/32	0.66	0.00	-0.2%	33	1 ▼						
Barbados	4/32	0.66	0.01	1.1%	34	1 ▲						
St. Kitts and Nevis	5/32	0.63	0.00	0.3%	39	1 ▲						
Antigua and Barbuda	6/32	0.63	0.00	-0.4%	40	1 ▼						
St. Vincent and the Grenadines	7/32	0.63	-0.01	-0.8%	41	3 ▼						
St. Lucia	8/32	0.61	0.00	-0.8%	43	0						
The Bahamas	9/32	0.61	0.00	-0.4%	48	1 ▼						
Grenada	10/32	0.59	0.00	0.4%	50	0						
Jamaica	11/32	0.58	0.01	1.6%	52	3 ▲						
Dominica	12/32	0.58	0.00	-0.3%	53	0						
Argentina	13/32	0.55	-0.01	-1.7%	59	3 ▼						
Trinidad and Tobago	14/32	0.52	-0.01	-2.1%	67	4 ▼						
Panama	15/32	0.52	0.00	-0.2%	72	1 ▼						
Guyana	16/32	0.50	0.00	0.1%	75	3 ▲						
Suriname	17/32	0.50	0.00	1.0%	79	5 ▲						
Brazil	18/32	0.49	-0.01	-1.2%	81	4 ▼						
Belize	19/32	0.49	0.01	2.0%	85	8 ▲						
Peru	20/32	0.49	0.00	-0.8%	90	3 ▼						
Colombia	21/32	0.48	-0.01	-1.1%	91	5 ▼						
Dominican Republic	22/32	0.48	0.01	1.1%	92	2 ▲						
Ecuador	23/32	0.48	0.00	-0.6%	93	1 ▼						
Paraguay	24/32	0.47	-0.01	-1.6%	96	0						
El Salvador	25/32	0.46	-0.02	-4.1%	102	7 ▼						
Guatemala	26/32	0.44	0.00	-1.0%	110	1 ▼						
Mexico	27/32	0.42	-0.01	-1.2%	115	2 ▼						
Honduras	28/32	0.41	0.01	3.1%	121	5 ▲						
Bolivia	29/32	0.38	-0.01	-3.0%	130	0						
Nicaragua	30/32	0.36	-0.02	-4.6%	133	1 ▼						
Haiti	31/32	0.35	-0.02	-6.4%	136	3 ▼						
Venezuela, RB	32/32	0.26	0.00	-1.4%	140	0						

## Share of Catholics Decreasing in Latin America; Protestants and Religiously Unaffiliated Increasing

*% of total population belonging to each religious group*



The historical estimates are from the World Religion Database and the Brazilian and Mexican censuses. The 2014 estimates are based on the Pew Research Center survey. See this report's methodology for more on how population estimates were calculated.

Percentages for each year may not round to 100% due to rounding and the small share of other religious groups not shown in this chart. Estimates include 18 countries and the U.S. territory of Puerto Rico.

PEW RESEARCH CENTER

# Security and Migration








# 2022 Homicide Rates in Latin America



HOMICIDE RATE (PER 100,000)



VENEZUELA	40.4
HONDURAS	35.8
COLOMBIA	26.1
ECUADOR	25.9
MEXICO	25.2
BELIZE	25
BRAZIL	19
GUATEMALA	17.3
GUYANA	15.1
COSTA RICA	12.2
PANAMA	11.5
URUGUAY	11.2
EL SALVADOR	7.8
SURINAME	7.7
PARAGUAY	7.6
NICARAGUA	6.7
CHILE	4.6
PERU	N/A
ARGENTINA	N/A
BOLIVIA	N/A



# Main destinations for Venezuelan migrants in 2022



Source: United Nations, September 2022

# How Tren de Aragua Followed Venezuela Migrants to Chile

Venezuela's largest criminal gang has expanded rapidly across South America, following and criminalizing Venezuelan migrants as far as Chile and setting up a permanent base there.

- ➔ Migration Routes
- Departure Points
- Transit Points
- Entry Points
- ▼ Destinations

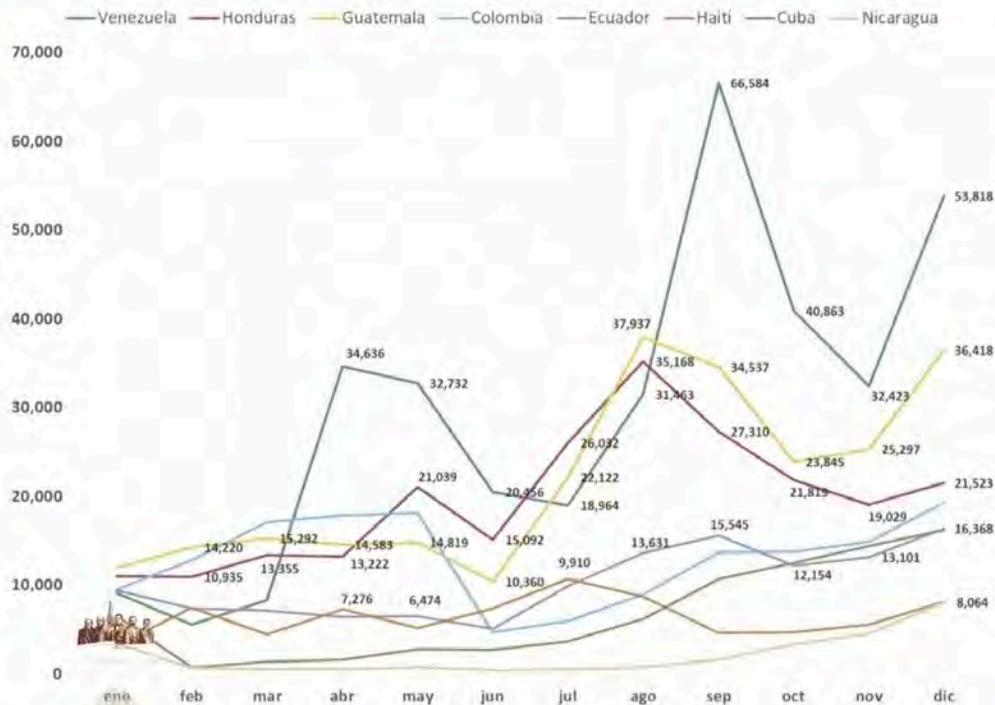


*insightcrime.org*  
July 2022

Sources: Chile Attorney General's Office, BioBioChile, Ciper Chile, El Espectador, El Deber, Peace and Reconciliation Foundation (PARES), interview with Venezuelan migration expert.

# Panorama migratorio en la frontera México-Estados Unidos

## Encuentros por CBP: proyección en diciembre



### Promedio diario de encuentros

(al 21 dic 2023):

**10,187**

País	Cambio mensual
Nicaragua	+94%
Venezuela	+88%
Haití	+46%
Colombia	+42%
Guatemala	+41%
Ecuador	+22%
Cuba	+15%
Honduras	+6%

\* Proyección mensual de diciembre con base en el promedio del 1-17 de diciembre de cruces irregulares diarios (9,787).



2023  
Año de  
**Francisco VILLA**





# **FY 2023 SOUTHCOM Counter Drug Operations**

Led by Joint Interagency Task Force South

**300+ metric tons of cocaine  
disrupted/seized**

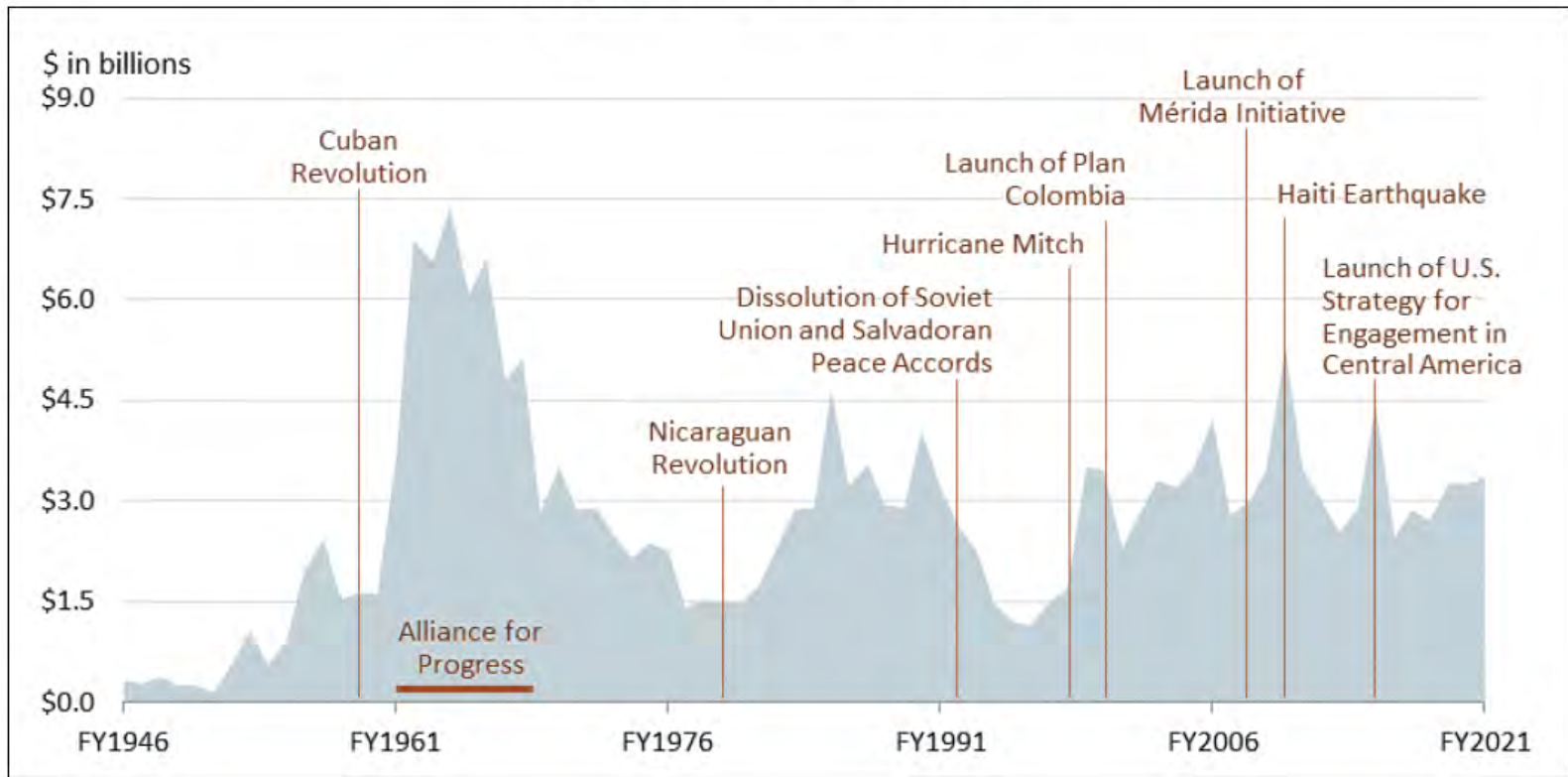
**Nearly 80% of disruptions  
involved Partner Nations**

**3000 estimated lives saved**

*Numbers provided by Joint Interagency Task Force South*



**Figure 2. U.S. Assistance to Latin America and the Caribbean: FY1946-FY2021**  
 (obligations in constant 2021 dollars)



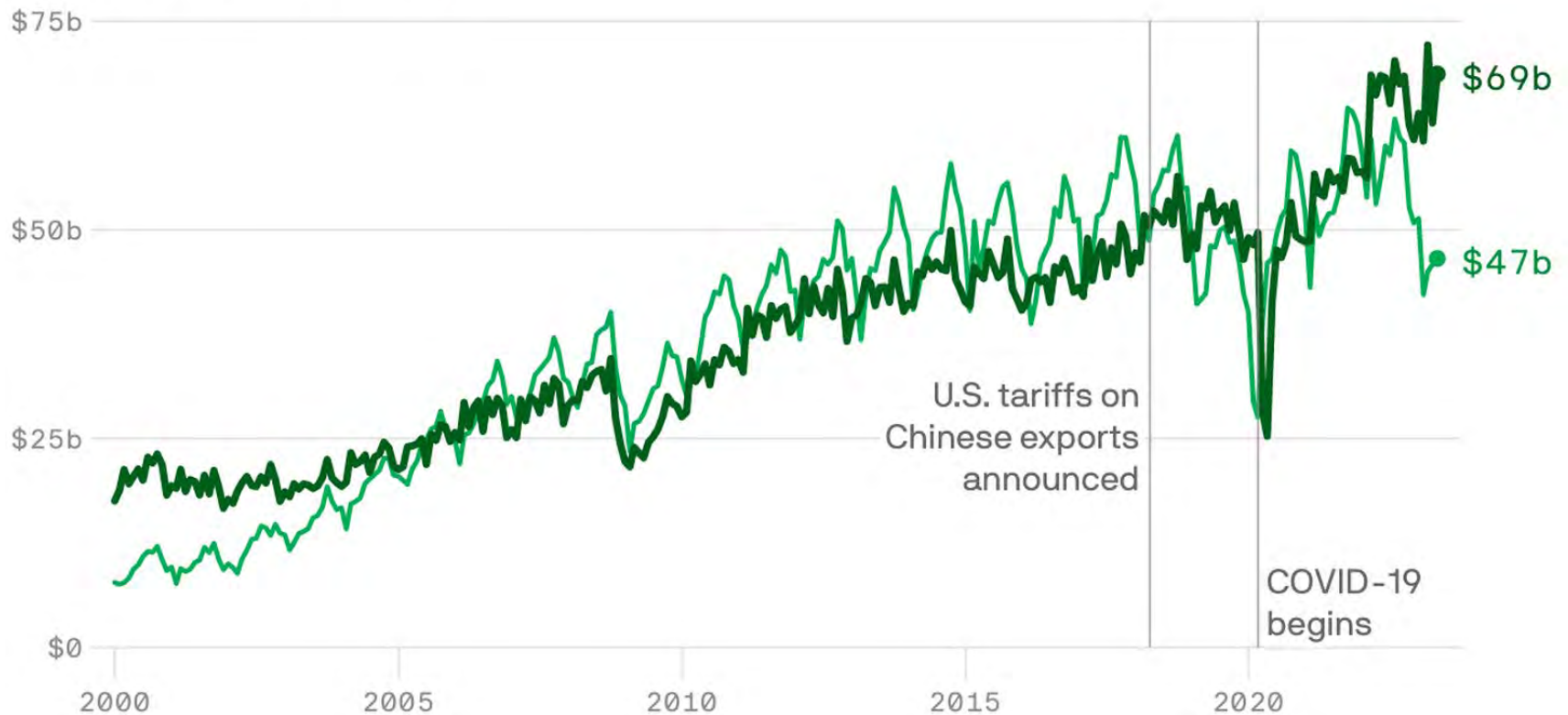


# Interaction/Overlap with US

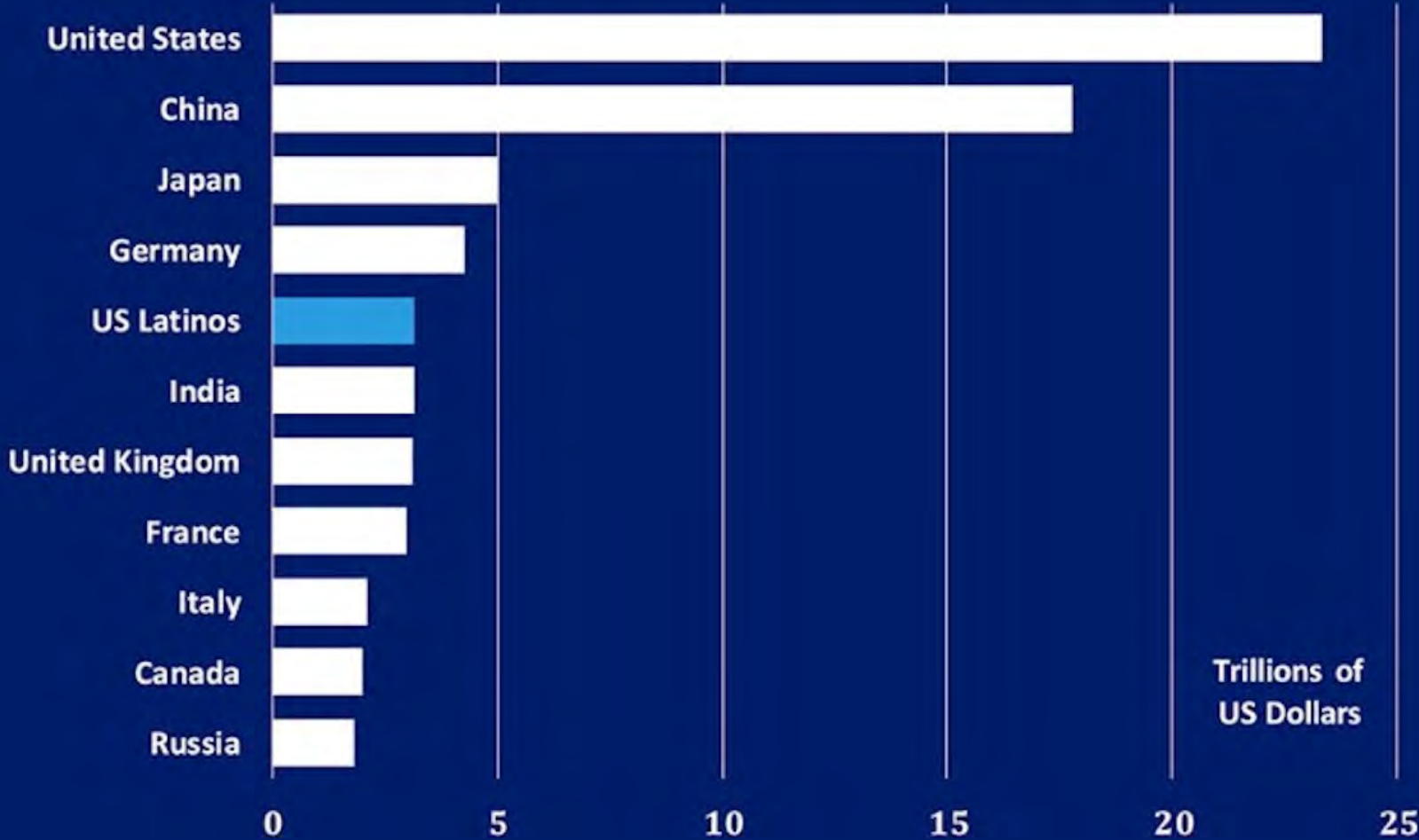


# U.S. trade with Mexico and China

Monthly; January 2000 to May 2023



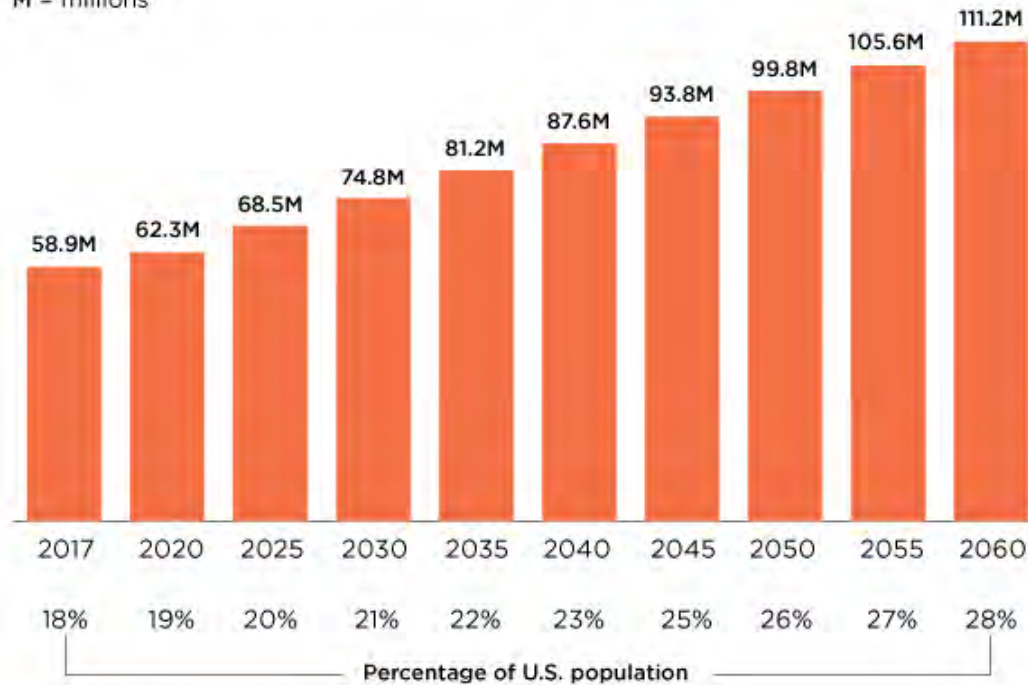
# Gross Domestic Product - 2021



# Hispanic Population to Reach 111 Million by 2060

Projected Hispanic Population 2020 to 2060

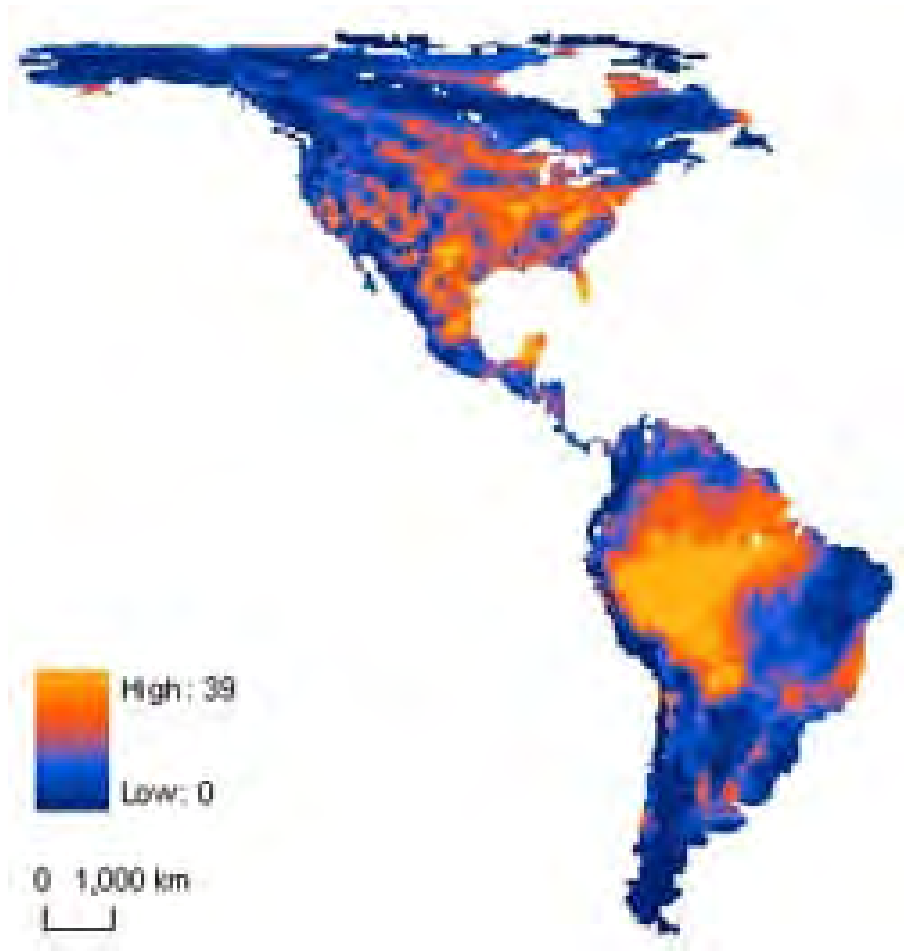
M = millions


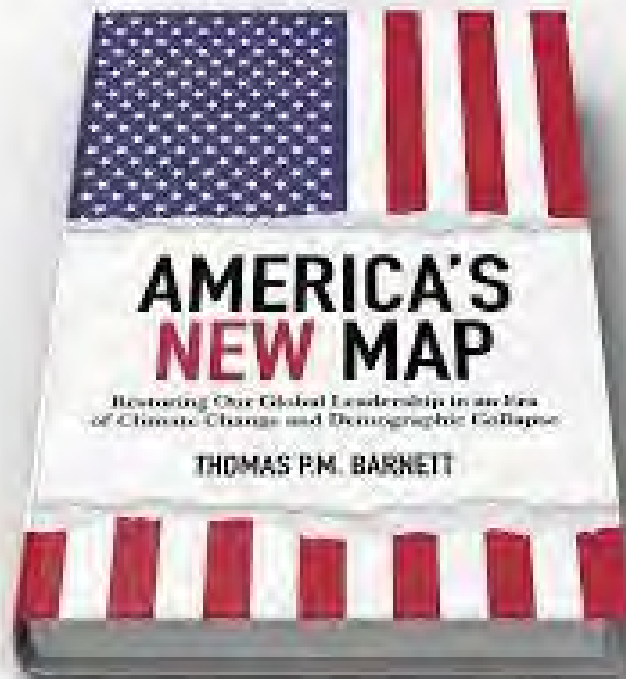


United States<sup>®</sup>  
**Census**  
Bureau

U.S. Department of Commerce  
Economics and Statistics Administration  
U.S. CENSUS BUREAU  
[census.gov](http://census.gov)

Source: 2017 National Population Projections and  
Vintage 2017 Population Estimates  
[www.census.gov/popest/](http://www.census.gov/popest/) and  
[www.census.gov/programs-surveys/popproj.html](http://www.census.gov/programs-surveys/popproj.html)





# The Globalization Myth

WHY REGIONS MATTER

Shannon K.  
O'Neil

# Connect with us

