



William J. Perry Center *for* Hemispheric Defense Studies

Latin American Issues ***Capstone Executive Spouse Development 2024***

William Godnick, Ph.D.



28 February 2024

“U.S. Embassy asks for explanation from Government of Peru regarding suspension of coca eradication programs”

“Peru and China sign security and defense cooperation agreement”

TICA | El Gobierno peruano quiere revis

U pide explicación a suspender la erradica cultivo de coca



anta Humala, en una reunión en el Palacio de Gobierno de L

jadora de EEUU en Lima dijo que esp
ción completa'

erno peruano decidió permitir cultivo
a temporalmente


nenta que desea analizar y negociar
ca antidrogas

MÁS NOTICIAS DE AMÉRICA EN EL

LÍDER DE NOTICIAS DE DEFENSA Y SEGURIDAD
9 de agosto de 2023 - Actualizada 15:08



í suscribe con China rdos de cooperación ca en materia de sa y Seguridad



Viernes, 4 de
de 2011, 00:00



(ensa.com) P. Watson, Lima - Perú y China
scrito acuerdos de cooperación técnica
mas de Defensa y Seguridad, fortaleciendo
de amistad y cooperación entre ambas
iones.

Content

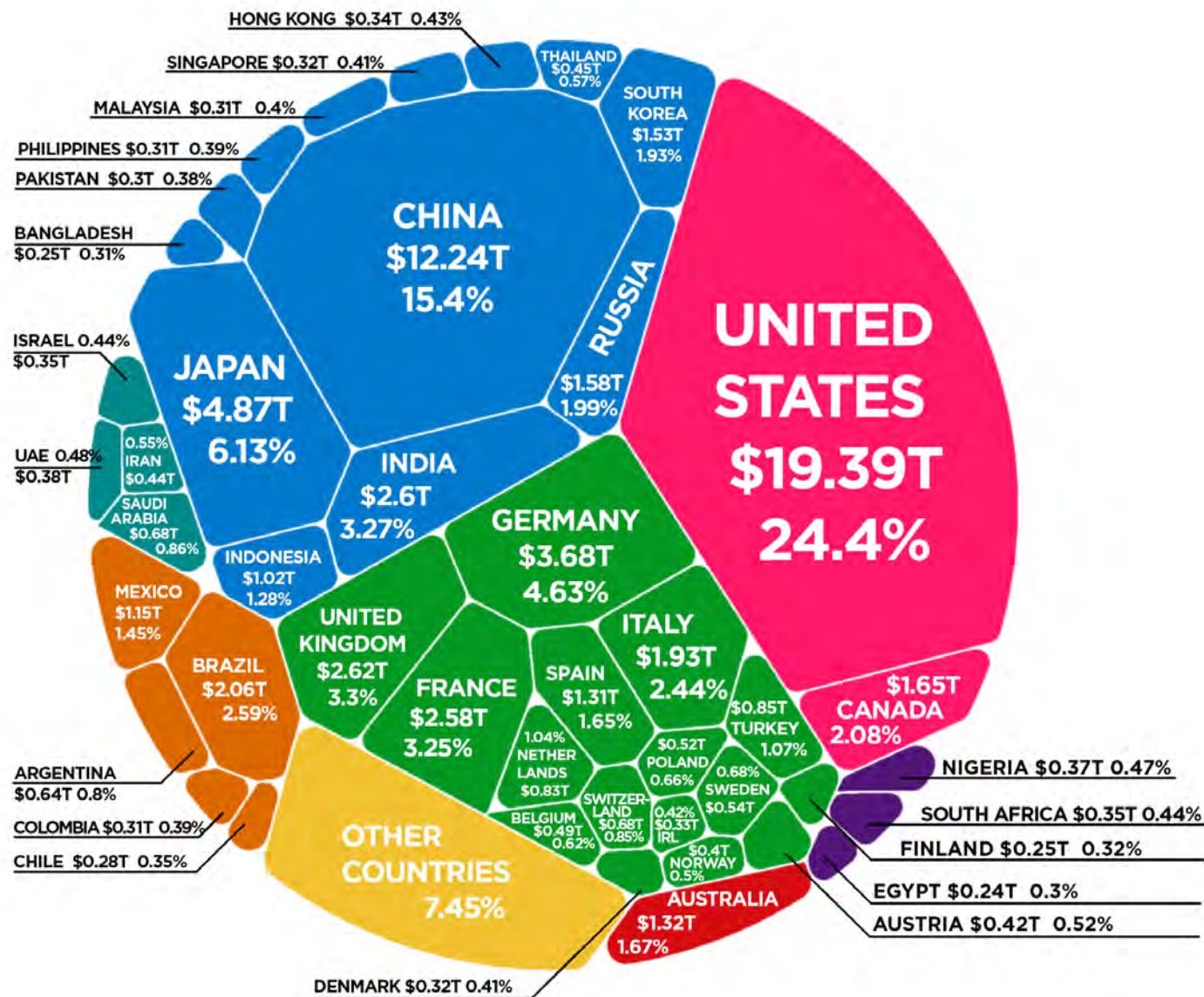
- **Economics**
- **Politics**
- **Security/Migration**
- **Interaction and overlap with US**





Economics





SOUTH AMERICA: THE LARGEST EXPORT PARTNERS IN 2000 AND 2020

dodi
maps

A DÉL-AMERIKAI ORSZÁGOK LEGJELENTŐSEBB EXPORT PARTNEREI 2000 / 2020

2000



2020



What Does Each Latin American Country Export the Most to the USA?

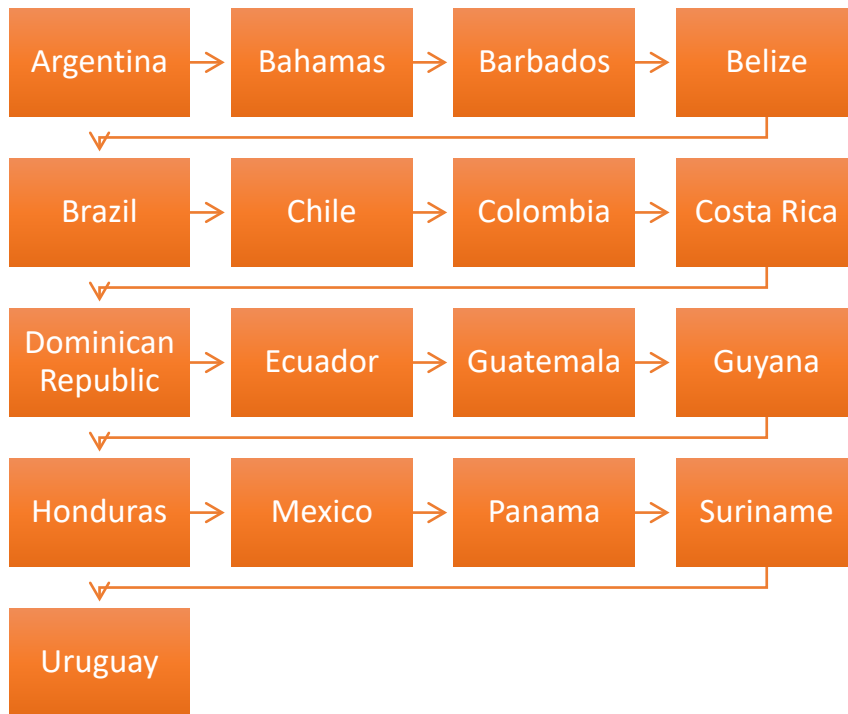


The background is a complex abstract composition of various geometric shapes, including squares, rectangles, and circles. The colors used are primarily red, blue, yellow, white, and black. The shapes are arranged in a way that creates a sense of depth and movement, with some shapes appearing to overlap others. The overall effect is a vibrant and dynamic visual field.

Politics

Last election.....

Successful transition from one political party to another



Governing party remains in power

1. Jamaica
2. Paraguay
3. Trinidad and Tobago

- Bolivia*
- Cuba**
- El Salvador*
- Nicaragua**
- Venezuela**

Democracy in Latin America and the Caribbean weakens again in 2022

Democracy Index 2022,
by regime type



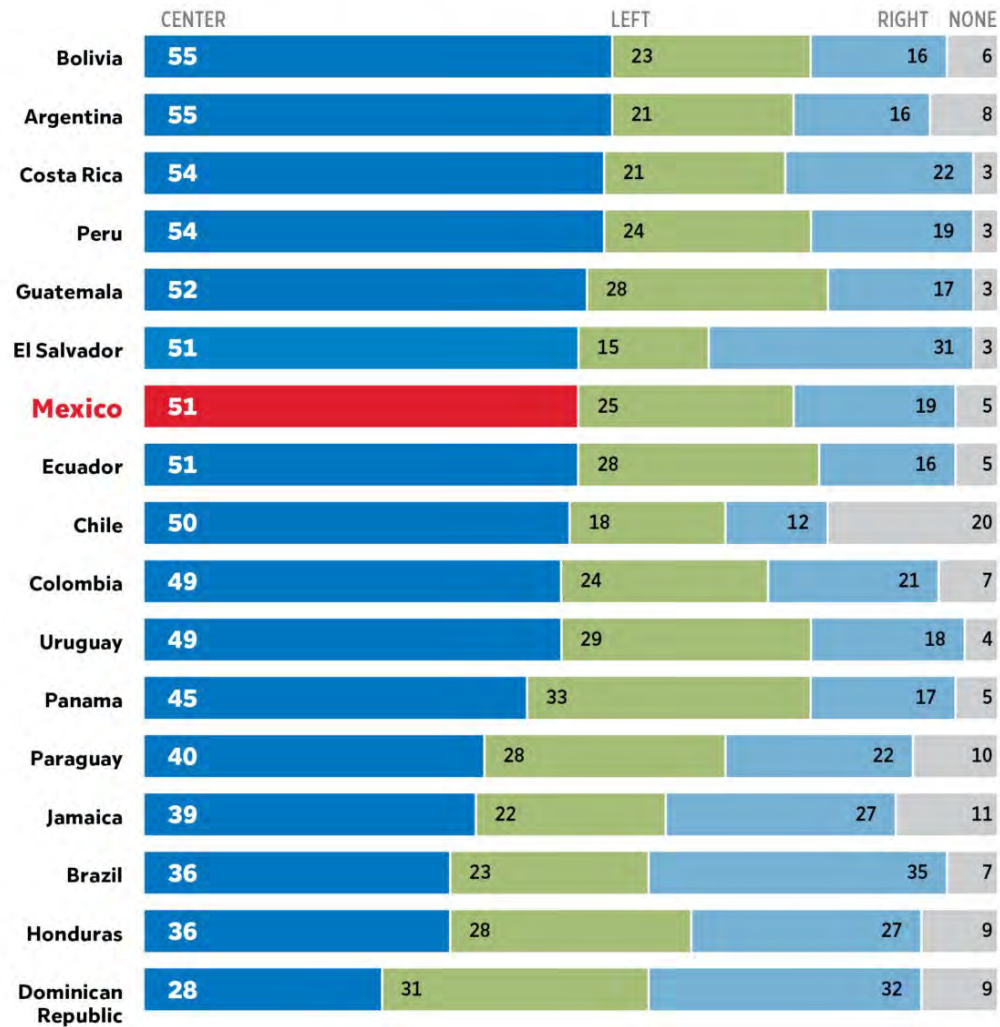
Changes to Democracy Index
scores 2019-22



Source: EIU.

Politically, most Mexicans self-identify as centrist

AMERICASBAROMETER RESPONDENTS' POLITICAL LEANINGS (%)



SOURCE: LAPOP LAB, AMERICASBAROMETER 2023



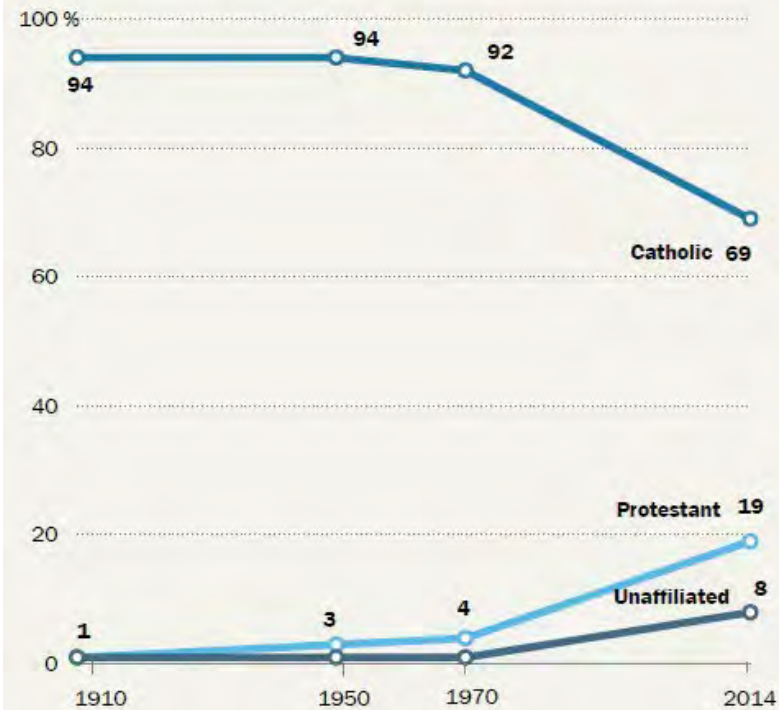
World Justice Project – Rule of Law Index 2022

Latin America and Caribbean

Country/Jurisdiction	Regional Rank	Overall Score*	Change in Overall Score*	% Change in Overall Score*	Global Rank	Change in Global Rank†							
Uruguay	1/32	0.71	0.00	0.0%	25	0	Suriname	17/32	0.50	0.00	1.0%	79	5 ▲
Costa Rica	2/32	0.68	0.00	0.7%	29	2 ▲	Brazil	18/32	0.49	-0.01	-1.2%	81	4 ▼
Chile	3/32	0.66	0.00	-0.2%	33	1 ▼	Belize	19/32	0.49	0.01	2.0%	85	8 ▲
Barbados	4/32	0.66	0.01	1.1%	34	1 ▲	Peru	20/32	0.49	0.00	-0.8%	90	3 ▼
St. Kitts and Nevis	5/32	0.63	0.00	0.3%	39	1 ▲	Colombia	21/32	0.48	-0.01	-1.1%	91	5 ▼
Antigua and Barbuda	6/32	0.63	0.00	-0.4%	40	1 ▼	Dominican Republic	22/32	0.48	0.01	1.1%	92	2 ▲
St. Vincent and the Grenadines	7/32	0.63	-0.01	-0.8%	41	3 ▼	Ecuador	23/32	0.48	0.00	-0.6%	93	1 ▼
St. Lucia	8/32	0.61	0.00	-0.8%	43	0	Paraguay	24/32	0.47	-0.01	-1.6%	96	0
The Bahamas	9/32	0.61	0.00	-0.4%	48	1 ▼	El Salvador	25/32	0.46	-0.02	-4.1%	102	7 ▼
Grenada	10/32	0.59	0.00	0.4%	50	0	Guatemala	26/32	0.44	0.00	-1.0%	110	1 ▼
Jamaica	11/32	0.58	0.01	1.6%	52	3 ▲	Mexico	27/32	0.42	-0.01	-1.2%	115	2 ▼
Dominica	12/32	0.58	0.00	-0.3%	53	0	Honduras	28/32	0.41	0.01	3.1%	121	5 ▲
Argentina	13/32	0.55	-0.01	-1.7%	59	3 ▼	Bolivia	29/32	0.38	-0.01	-3.0%	130	0
Trinidad and Tobago	14/32	0.52	-0.01	-2.1%	67	4 ▼	Nicaragua	30/32	0.36	-0.02	-4.6%	133	1 ▼
Panama	15/32	0.52	0.00	-0.2%	72	1 ▼	Haiti	31/32	0.35	-0.02	-6.4%	136	3 ▼
Guyana	16/32	0.50	0.00	0.1%	75	3 ▲	Venezuela, RB	32/32	0.26	0.00	-1.4%	140	0

Share of Catholics Decreasing in Latin America; Protestants and Religiously Unaffiliated Increasing

% of total population belonging to each religious group



The historical estimates are from the World Religion Database and the Brazilian and Mexican censuses. The 2014 estimates are based on the Pew Research Center survey. See this report's methodology for more on how population estimates were calculated.

Percentages for each year may not round to 100% due to rounding and the small share of other religious groups not shown in this chart. Estimates include 18 countries and the U.S. territory of Puerto Rico.

PEW RESEARCH CENTER

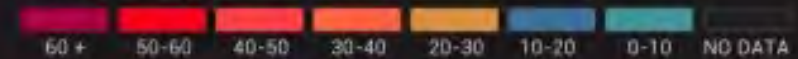
Security and Migration





2022 Homicide Rates in Latin America

HOMICIDE RATE (PER 100,000)



VENEZUELA	40.4
HONDURAS	35.8
COLOMBIA	26.1
ECUADOR	25.9
MEXICO	25.2
BELIZE	25
BRAZIL	19
GUATEMALA	17.3
GUYANA	15.1
COSTA RICA	12.2
PANAMA	11.5
URUGUAY	11.2
EL SALVADOR	7.8
SURINAME	7.7
PARAGUAY	7.6
NICARAGUA	6.7
CHILE	4.6
PERU	N/A
ARGENTINA	N/A
BOLIVIA	N/A



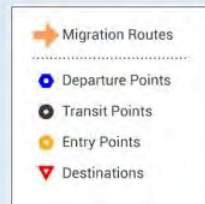
Main destinations for Venezuelan migrants in 2022



Source: United Nations, September 2022

How Tren de Aragua Followed Venezuela Migrants to Chile

Venezuela's largest criminal gang has expanded rapidly across South America, following and criminalizing Venezuelan migrants as far as Chile and setting up a permanent base there.



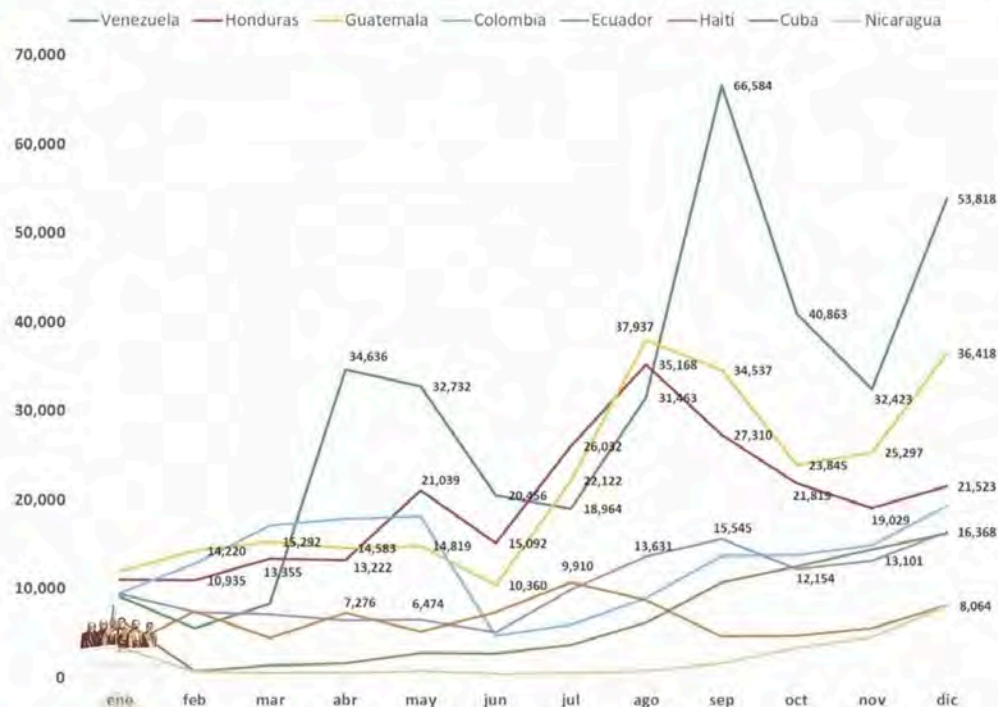
insightcrime.org

July 2022

Sources: Chile Attorney General's Office, BioBioChile, Ciper Chile, El Espectador, El Deber, Peace and Reconciliation Foundation (PARES), interview with Venezuelan migration expert.

Panorama migratorio en la frontera México-Estados Unidos

Encuentros por CBP: proyección en diciembre



* Proyección mensual de diciembre con base en el promedio del 1-17 de diciembre de cruces irregulares diarios (9,787) .

Promedio diario de encuentros

(al 21 dic 2023):

10,187

País	Cambio mensual
Nicaragua	+94%
Venezuela	+88%
Haití	+46%
Colombia	+42%
Guatemala	+41%
Ecuador	+22%
Cuba	+15%
Honduras	+6%



2023
Año de
Francisco VILLA





FY 2023 SOUTHCOM Counter Drug Operations

Led by Joint Interagency Task Force South

**300+ metric tons of cocaine
disrupted/seized**

**Nearly 80% of disruptions
involved Partner Nations**

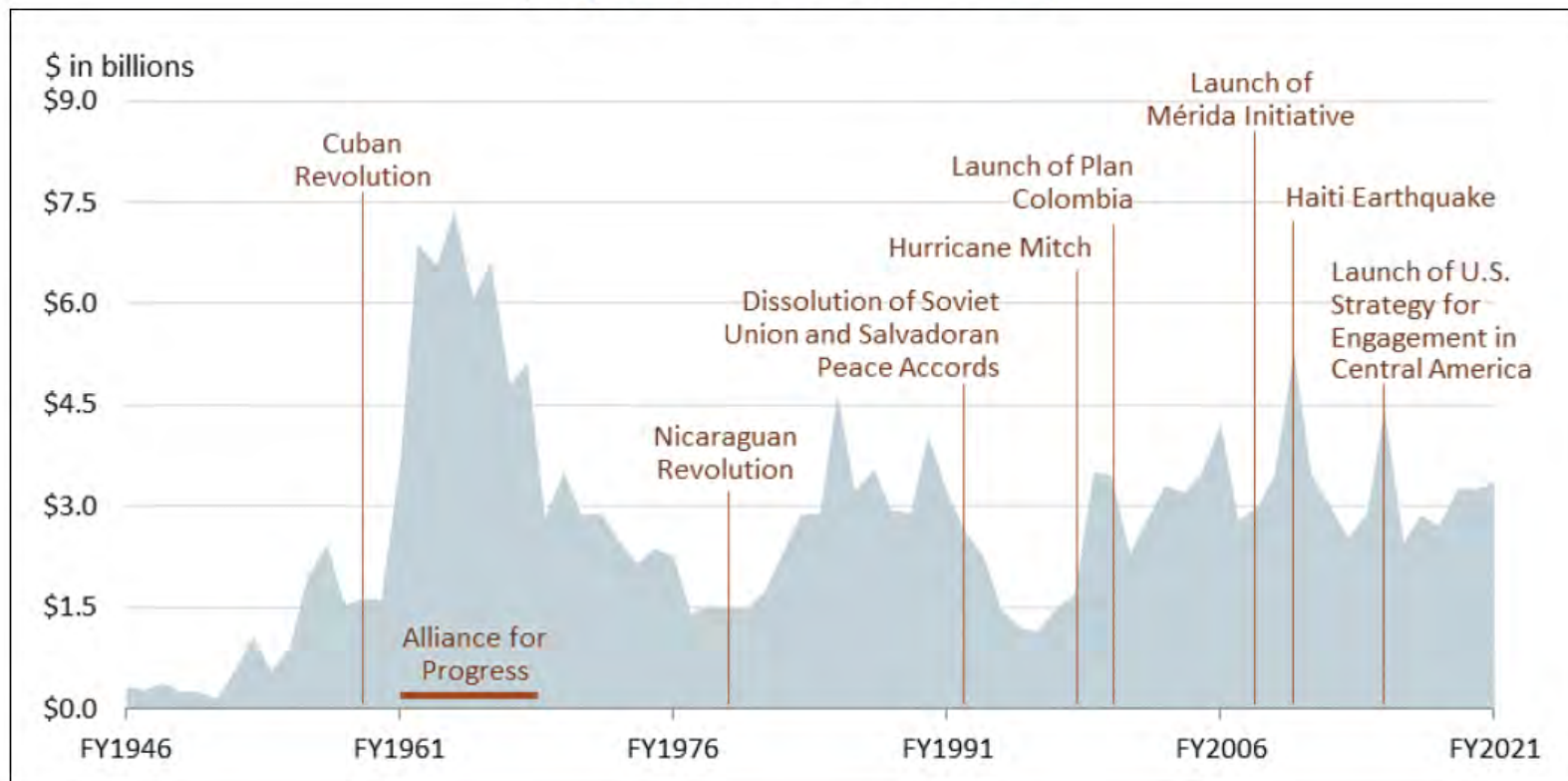
3000 estimated lives saved

Numbers provided by Joint Interagency Task Force South



Figure 2. U.S. Assistance to Latin America and the Caribbean: FY1946-FY2021

(obligations in constant 2021 dollars)



Interaction/Overlap with US

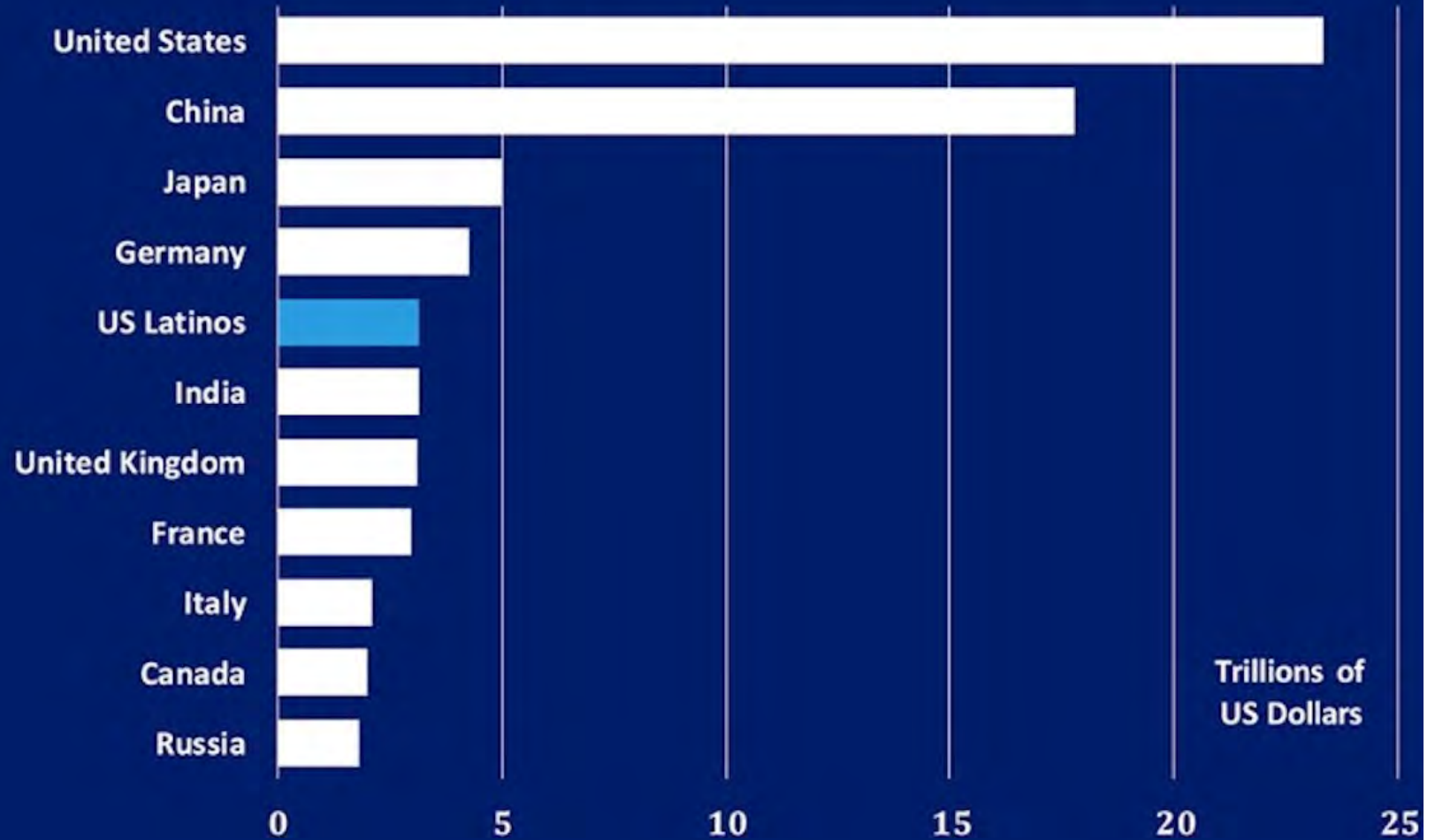


U.S. trade with Mexico and China

Monthly; January 2000 to May 2023



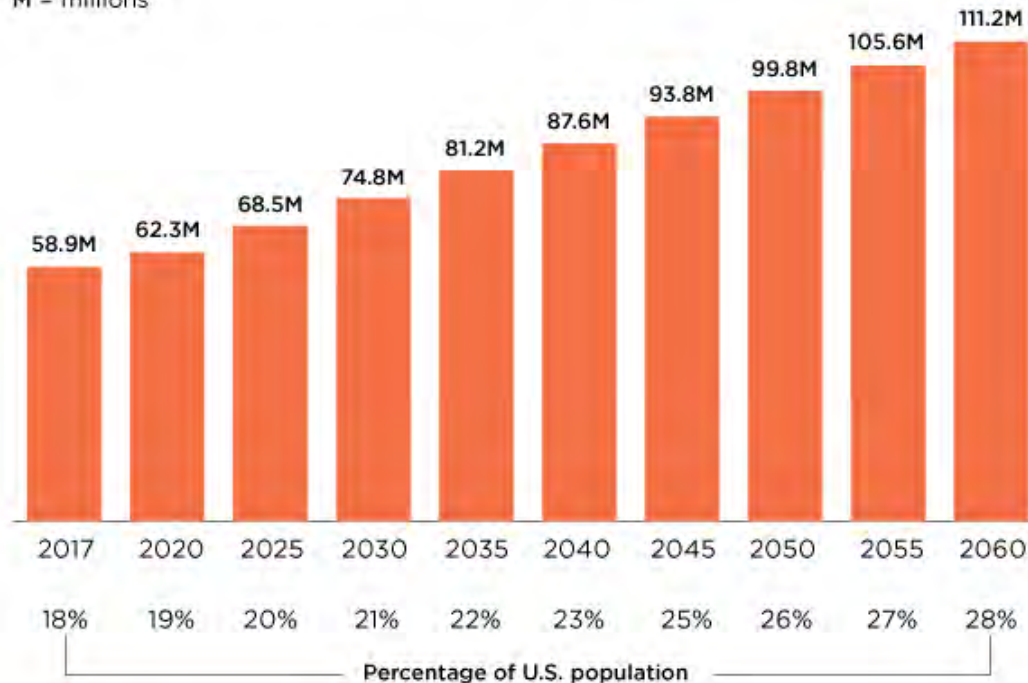
Gross Domestic Product - 2021



Hispanic Population to Reach 111 Million by 2060

Projected Hispanic Population 2020 to 2060

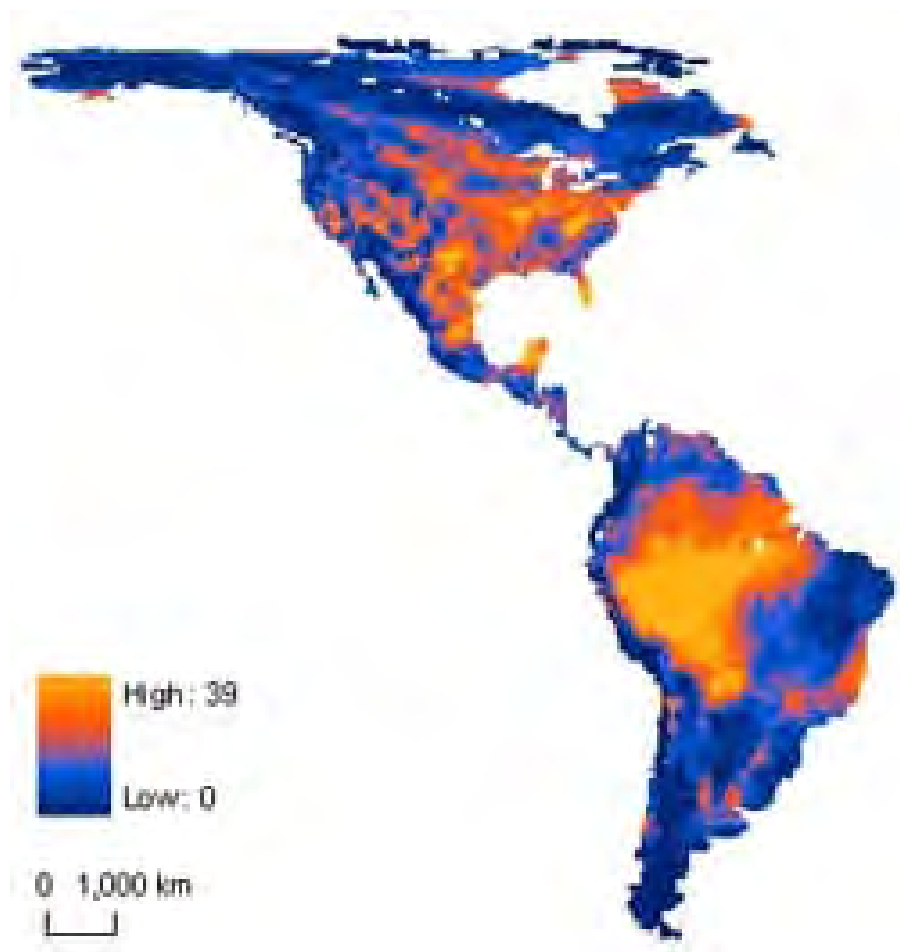
M = millions


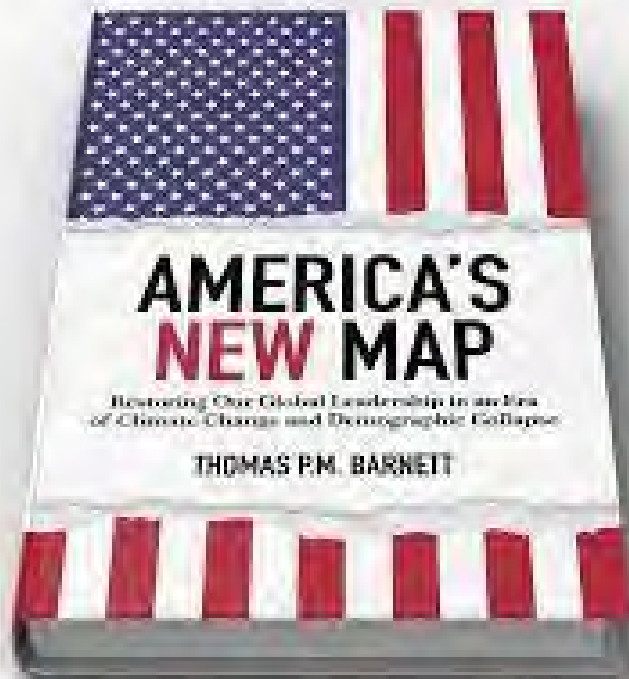


United States[®]
Census
Bureau

U.S. Department of Commerce
Economics and Statistics Administration
U.S. CENSUS BUREAU
[census.gov](https://www.census.gov)

Source: 2017 National Population Projections and
Vintage 2017 Population Estimates
www.census.gov/popest/ and
www.census.gov/programs-surveys/popproj.html





The Globalization Myth

WHY REGIONS MATTER

**Shannon K.
O'Neil**

Connect with us



wjpcenter.org



PerryCenterOfficial



WJPerryCenter



William J. Perry Center for Hemispheric Defense Studies

